

INSTRUCTIONS

"Best Results!"



- Clean surface area to be defenderized.
- Trim excess material prior to fitting.
- Use a heat gun or hair blow dryer, defender molds easiest when warm.
- Use a sharp blade when trimming.
- Make it stick. Warm it and roll it.

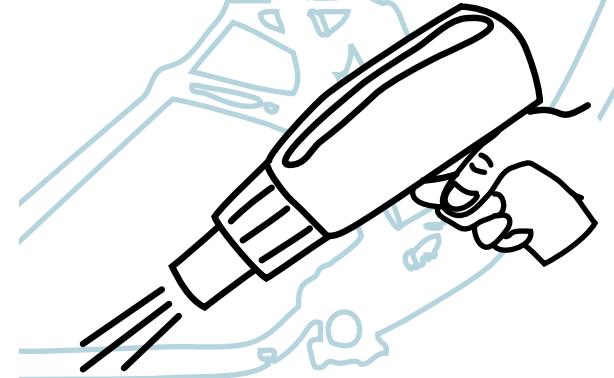
1

Clean frame with
Isopropyl alcohol



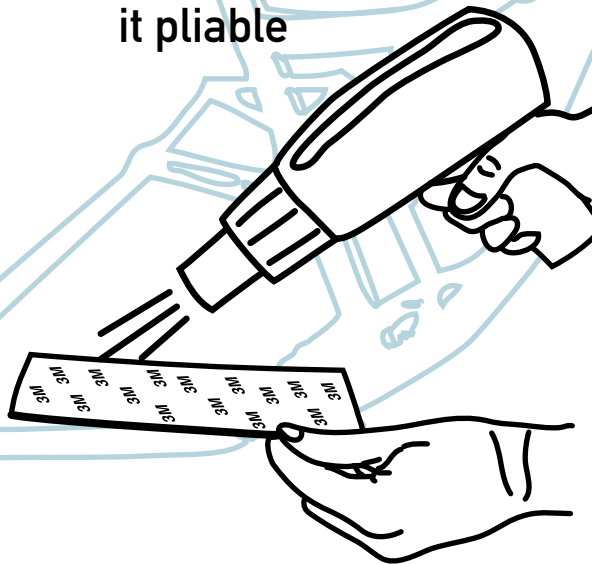
2

Warm up surface
of mounting area



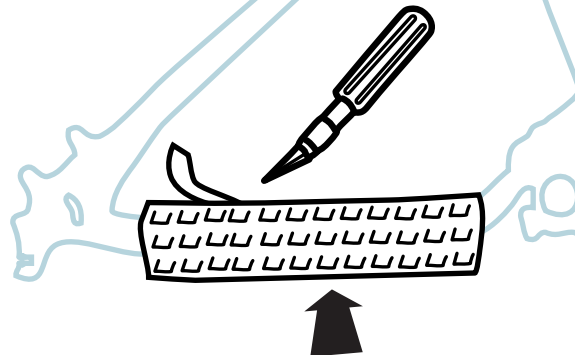
3

Warm up defender
backing to make
it pliable



4

Apply to frame and
trim with razor blade
or exacto knife



5

Roll round dowel
over defender to
finish... SICK!

